




HOW TO PERFORM ABLUTION (WUDU)?

Performing wudu is the first, essential step of Salah and is itself an act of worship, that's why it's important to make sure it's done correctly. Make sure not to waste water and know that your wudu washes away minor sins.

Whether you are doing wudu for the first time or just want to refresh your memory, our step-by-step guide makes it easy.

Begin by saying 'Bismillah'.


There are Sunnah (recommended) acts that can enhance the spiritual practice of ablution. Let's explore these Sunnah acts:



Using Miswak (Tooth-Stick)



Starting Ablution with Washing the Hands Three Times



Starting with Rinsing the Mouth and Nose



Inserting Wet Fingers into the Beard (if have)



Washing the Face, Hands, and Feet Up to Three Times



Starting with the Right Organs Before the Left

**SUNNAH
(RECOMMENDED)**

There are four obligatory (fardh) acts that must be completed during wudhu. Missing any of these points will nullify the ablution:



Wash the entire face



**Wash both hands until
and including the
elbows**



**Wash both feet until
and including the
ankles**




**Make masah (wipe) of
at least a quarter of
the head**

**OBLIGATORY
(FARDH)**

Step 1:

WASH HANDS:


Wash your hands up to the wrists thoroughly three times.



Step 2:

RINSE MOUTH:


**Rinse your mouth three times,
swirling the water around.**



Step 3:

RINSE NOSE:

Rinse your nose three times, blowing the water out using the left hand to remove the water from your nose. The secret of this sunnah is that it lets you check if the water is pure and clean enough to use for wudu!



Step 4:

WASH FACE:

Wash your face three times, from the hairline to the chin and from ear to ear, making sure the whole face, eyebrows, under the nose and lips are washed. A man should wash the hair of his beard. If his beard is thin, he should make sure water reaches the skin, and if it is thick he should wash the surface and run his wet fingers through it.



Step 5:

WASH ARMS:

Wash your arms and hands from your fingertips up to your elbows three times. It is essential to remove anything that could prevent the water from reaching the skin i.e. dough, mud, paint etc.



Step 6:

WIPE HEAD(MASSAH):


Wipe your head starting with your hands at the front of your head, bringing them to the back of your head and then back to the front again. With regards to a woman's hair, she should wipe it from the front of her head to the roots of the hair at the nape of her neck. She does not have to wipe the entire length of her hair.



Step 7:

WIPE EARS(MASSAH):


Wipe your ears by putting your index fingers in your ears and wiping the back with your thumbs. Its preferable to use fresh water for this.



Step 8:

WASH FEET:

Wash your feet three times up to the ankles, making sure to wipe in between your toes with your little finger. Don't forget the back of your ankles.



Step 9:

DUA AFTER ABLUTION:


Kalimah Shahadah

أَشْهَدُ أَنْ لَا إِلَهَ إِلَّا اللَّهُ وَحْدَهُ لَا شَرِيكَ لَهُ
وَأَشْهَدُ أَنَّ مُحَمَّدًا عَبْدُهُ وَرَسُولُهُ

Ash-hadu Al-laaa Ilaaha Illa-Ilaahu Wahdahoo
Laa Shareeka Lahoo Wa-Ash-hadu Anna
Muhammadan 'Abduhoo Wa Rasooluhu

Translation

I bear witness that no one is worthy of
worship but Allah, the One alone, without a
partner, and I bear witness that Muhammad is
His servant and Messenger



Design By NK Graphics

